



# REMAP CHIP


PS5

## Overview

The Reflex V1.01 allows you to add up to 4 Reflex buttons/paddles to your controller. These Reflex buttons can be mapped to any single standard controller button or to multiple controller buttons at once. This can be useful for games which require pressing multiple controller buttons at the same time to perform an action. Additionally each reflex button has a turbo option with 3 different speed settings, great for ramping up power in sports games, performing special in fighting games or firing in FPS games.

## Default Button Configuration

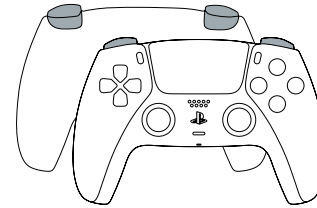
When first using the mod or after a master reset the reflex buttons on the controller will function individually as one of the 4 action buttons (“Δ”, “○”, “□” and “X”). The button locations can vary depending on Installation and qty of buttons installed. However using the programming mode below you can change the reflex button assignment to be any controller button you like.



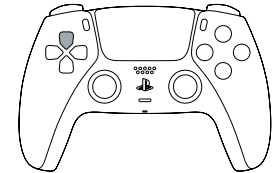
## Programming Mode

Within the programming mode you can setup the reflex buttons for different button assignments and also for different turbo settings.

**Enter Programming Mode**  
HOLD R1 + R2 + L1 + L2 for 8 secs  
(The LED will flash once)



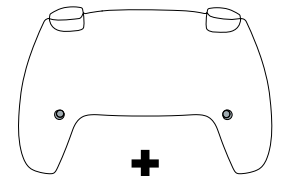
**Exit & Save Programming Mode**  
Tap UP on D-pad



## Configuring Reflex Buttons

To Configure a reflex button for standard button remapping, press and hold a reflex button, while holding tap any button you would like to assign, this can be multiple buttons if you like.


- Example 1: Hold reflex button, tap “Δ”, release “reflex button”. When the reflex button is pressed, “Δ” will be pressed on the controller.
- Example 2 : Hold reflex button, tap “X”, tap “R1”, tap “UP” on D-pad, release reflex button. When the “reflex button” is pressed, “X”, “R1” and “UP” are all pressed on the controller at the same time.



Button/s

## Turbo

To make a reflex button turbo hold “DOWN” on the D-pad and tap the reflex button you would like to make turbo. There are 4 setting that will be cycled through as you tap the reflex button. The LED will flash 1-4 times to indicate the setting.



1. No Turbo
2. Turbo at the currently set rapid fire speed
3. Fixed 5sps turbo
4. Fixed 10sps turbo
5. Fixed 15sps turbo

## MASTER RESET

To reset the mod to default settings, turn off the controller hold X + Δ + ○ + □ and turn on the controller. You will see the LED flash very fast 10 times.

